

Battery Pack for 5-in-1 Sensor model 06052

WHAT YOU NEED:

- 5-in-1 sensor
- 4 AA batteries


INCLUDES:

1. Battery Pack with In-line Clips
2. 7 Zip Ties
3. 4 Screw-mount Zip Ties
4. 4 Screws

The AcuRite 5-In-1 Sensor features a modular design that allows for the installation of certain accessories and upgrades. The Battery Pack allows you to quickly and easily replace the batteries of your 5-In-1 Sensor that's mounted in a hard-to-reach place.


NOTE: A 5-in-1 Weather Sensor is required to install the Battery Pack.

REMOVE BATTERY COMPARTMENT COVER



1. Remove battery compartment cover from the bottom of the 5-in-1 Sensor (keep or discard). Remove batteries if currently installed.

INSTALL BATTERY PACK




2. Install the wired battery compartment cover into the 5-in-1 Sensor.

REMOVE BATTERY PACK COVER



3. Remove the battery pack cover by pulling upward on the cover's tabs (away from the battery pack).

INSTALL BATTERIES



4. Insert 4 x AA alkaline or lithium* batteries into the battery compartment. Heavy duty or rechargeable batteries are not recommended.

REPLACE COVER



5. Replace the battery pack cover.

SECURE CABLE




6. To further secure the wired battery compartment cover to the 5-in-1 Sensor, insert the three (3) in-line clips into the 5-in-1 Sensor as shown. The cord must be taut along the base of the sensor to prevent it from interfering with the sensor's wind vane.

MOUNT BATTERY PACK



- 7a. Mount the battery pack using the integrated hang holes. The battery pack is water-resistant and is designed for general outdoor use, however, to extend its life place the battery pack in an area protected from direct weather elements.

SECURE CABLE



- 7b. Use the included zip ties and hardware to secure excess cable near the battery pack, leaving enough slack for a "drip-loop," preventing rain water from trailing into the battery pack. Installation is complete.

* The 5-in-1 Sensor requires lithium batteries in low temperature conditions. Cold temperatures can cause alkaline batteries to function improperly. Use lithium batteries in the Battery Pack for temperatures below -4°F / -20°C.